

**PROFIT RATE - FOR THE MONTH OF JULY 2024**

Amount Range		MCB Islamic Asaan Saving Account	MCB Islamic Asaan Remittance Saving Account	MCB Islamic Asaan Digital Saving Account	MCB Islamic Asaan Digital Remittance Saving	MCB Islamic Juniors Club Account	MCB Islamic Remunerative Current Account	MCB Islamic Niswaan Saving Account
From	to	Profit Rate	Profit Rate	Profit Rate	Profit Rate	Profit Rate	Profit Rate	Profit Rate
0	and above	6.9006	6.9006	6.9006	0.0000	10.7990	0.8394	11.6986

Amount Range		MCB Islamic Imaan Saving Account - PKR	MCB Islamic Freelancer Digital Saving Account - PKR	MCB Islamic Prime Saving Account - PKR	MCB Islamic Shandaar Saving Account - PKR	Mcb Islamic Parvaan Saving Account - PKR	MCB Islamic PayFlex Saving Account - PKR
From	to	Profit Rate	Profit Rate	Profit Rate	Profit Rate	Profit Rate	Profit Rate
0	and above	6.8994	6.9006	7.0010	6.9006	6.9006	6.9006

Amount Range		Mcb Islamic Aasoodgi Saving Account - PKR
From	to	Profit Rate
0	500000	7.0010
500000	5000000	7.1013
5000000	10000000	7.1993
10000000	50000000	0.0000
50000000	and above	0.0000

Amount Range		MCB Islamic Imaan Saving Account - USD	MCB Islamic Imaan Saving Account - GBP	MCB Islamic Imaan Saving Account - EUR	MCB Islamic Freelancer Digital Saving - USD	MCB Islamic Freelancer Digital Saving Account - GBP	MCB Islamic Freelancer Digital Saving Account - EUR
From	to	Profit Rate	Profit Rate	Profit Rate	Profit Rate	Profit Rate	Profit Rate
0	and above	0.2717	0.0992	0.1204	0.0000	0.0000	0.0000

Amount Range		MCB Islamic Barkat Saving Account	Amount Range		MCB Islamic Barkat Saving Premium Account	Amount Range		MCB Islamic Barkat Super Saving Account
From	to	Profit Rate	From	to	Profit Rate	From	to	Profit Rate
0	25,000	6.7991	0	5,000,000	7.4992	0	50,000,000	7.4496
25,001	500,000	6.8487	5,000,001	50,000,000	7.6987	50,000,001	100,000,000	7.9986
500,001	5,000,000	6.8994	50,000,001	100,000,000	7.9986	100,000,001	250,000,000	8.2996
5,000,001	50,000,000	6.9490	100,000,001	250,000,000	8.4992	250,000,001	500,000,000	9.0989
50,000,001	250,000,000	6.9986	250,000,001	500,000,000	0.0000	500,000,001	1,000,000,000	13.0492
250,000,001	500,000,000	0.0000	500,000,001	1,000,000,000	0.0000	1,000,000,001	2,000,000,000	0.0000
500,000,001	750,000,000	0.0000	1,000,000,001	2,000,000,000	0.0000	2,000,000,001	3,000,000,000	17.0503
750,000,001	1,000,000,000	0.0000	2,000,000,001	3,000,000,000	0.0000	3,000,000,001	4,000,000,000	0.0000
1,000,000,001	and above	0.0000	3,000,000,001	and above	0.0000	4,000,000,001	and above	0.0000

Amount Range		MCB Islamic Barkat Saving Plus Account	Amount Range		MCB Islamic Rozana Bachat Saving Account	Amount Range		MCB Islamic Rozana Bachat Saving Plus Account
From	To	Profit Rate	From	to	Profit Rate	From	to	Profit Rate
-	100,000	6.7991	0	25,000	6.3989	0	100,000	6.3989
100,001	1,000,000	6.7991	25,001	500,000	6.4485	100,001	1,000,000	6.3989
1,000,001	10,000,000	6.7991	500,001	1,000,000	6.4992	1,000,001	10,000,000	6.3989
10,000,001	50,000,000	6.7991	1,000,001	5,000,000	6.5500	10,000,001	50,000,000	6.3989
50,000,001	250,000,000	7.2997	5,000,001	10,000,000	6.5996	50,000,001	250,000,000	6.3989
250,000,001	500,000,000	0.0000	10,000,001	25,000,000	6.6987	250,000,001	500,000,000	6.3989
500,000,001	750,000,000	0.0000	25,000,001	50,000,000	6.8499	500,000,001	750,000,000	0.0000
750,000,001	1,000,000,000	0.0000	50,000,001	100,000,000	6.8499	750,000,001	1,000,000,000	13.0020
1,000,000,001	2,000,000,000	0.0000	100,000,001	200,000,000	6.8499	1,000,000,001	2,000,000,000	14.3998
2,000,000,001	Above	0.0000	200,000,001	300,000,000	0.0000	2,000,000,001	and above	14.3998
			300,000,001	and above	0.0000			

*R*

*For Below*

*Rini*

**PROFIT RATE - FOR THE MONTH OF JULY 2024**

Amount Range		MCB Islamic Rozana Bachat Saving Premium Account	Amount Range		MCB Islamic Rozana Bachat Super Saving Account	Amount Range		MCB Islamic Financial Institution Saving Account
From	to	Profit Rate	From	to	Profit Rate	From	to	Profit Rate
0	5,000,000	8.2996	0	50,000,000	11.1012	0	50,000,000	0.0000
5,000,001	50,000,000	10.0481	50,000,001	100,000,000	11.5994	50,000,001	100,000,000	0.0000
50,000,001	100,000,000	10.5487	100,000,001	250,000,000	15.2003	100,000,001	200,000,000	11.1496
100,000,001	250,000,000	11.9996	250,000,001	500,000,000	15.3998	200,000,001	500,000,000	11.4991
250,000,001	500,000,000	12.5002	500,000,001	1,000,000,000	17.3997	500,000,001	1,000,000,000	14.2003
500,000,001	1,000,000,000	13.0020	1,000,000,001	2,000,000,000	18.1494	1,000,000,001	2,000,000,000	18.6996
1,000,000,001	2,000,000,000	14.8496	2,000,000,001	3,000,000,000	18.1990	2,000,000,001	3,000,000,000	18.8011
2,000,000,001	3,000,000,000	15.2003	3,000,000,001	4,000,000,000	18.3005	3,000,000,001	and above	18.9522
3,000,000,001	and above	0.0000	4,000,000,001	and above	18.4009			

Amount Range		MCB Islamic Na'mat Plus TD 1 Month Maturity	MCB Islamic Na'mat Plus TD 2 Months Maturity	MCB Islamic Na'mat Plus TD 3 Months Monthly	MCB Islamic Na'mat Plus TD 3Months Maturity	MCB Islamic Na'mat Plus TD 6 Months Monthly	MCB Islamic Na'mat Plus TD 6 Months Maturity	MCB Islamic Na'mat Plus TD 1 Year Monthly
From	to	Profit Rate	Profit Rate	Profit Rate	Profit Rate	Profit Rate	Profit Rate	Profit Rate
0	100,000	6.9986	0.0000	0.0000	7.0990	0.0000	7.1497	7.1497
100,001	1,000,000	7.0588	0.0000	7.1084	7.1580	7.1084	7.2088	7.2088
1,000,001	25,000,000	7.5500	0.0000	7.5972	7.6491	7.5972	7.6999	7.6999
25,000,001	50,000,000	0.0000	0.0000	0.0000	0.0000	0.0000	0.0000	0.0000
50,000,001	100,000,000	8.8002	0.0000	8.8498	0.0000	0.0000	0.0000	8.9478
100,000,001	250,000,000	0.0000	0.0000	0.0000	0.0000	0.0000	0.0000	9.2004
250,000,001	500,000,000	0.0000	0.0000	0.0000	0.0000	0.0000	0.0000	0.0000
500,000,001	750,000,000	0.0000	0.0000	0.0000	0.0000	0.0000	0.0000	0.0000
750,000,001	1,000,000,000	0.0000	0.0000	0.0000	0.0000	0.0000	0.0000	0.0000
1,000,000,001	2,000,000,000	0.0000	0.0000	0.0000	0.0000	0.0000	0.0000	0.0000
2,000,000,001	3,000,000,000	0.0000	0.0000	0.0000	0.0000	0.0000	0.0000	0.0000
3,000,000,001	Above	0.0000	0.0000	0.0000	0.0000	0.0000	0.0000	0.0000

Amount Range		MCB Islamic Na'mat Plus TD 1 Year Quarterly	MCB Islamic Na'mat Plus TD 1 Year Maturity	MCB Islamic Na'mat Plus TD 2 Years Monthly	MCB Islamic Na'mat Plus TD 2 Years Quarterly	MCB Islamic Na'mat Plus TD 2 Years Maturity	MCB Islamic Na'mat Plus TD 3 Years Monthly	MCB Islamic Na'mat Plus TD 3 Years Quarterly
From	to	Profit Rate	Profit Rate	Profit Rate	Profit Rate	Profit Rate	Profit Rate	Profit Rate
0	100,000	7.1981	7.2489	0.0000	7.2997	7.3988	0.0000	0.0000
100,001	1,000,000	7.2595	7.2997	7.2595	7.3575	7.4590	0.0000	7.4590
1,000,001	25,000,000	7.7483	7.7790	0.0000	0.0000	7.9490	0.0000	0.0000
25,000,001	50,000,000	8.0375	0.0000	0.0000	0.0000	0.0000	0.0000	0.0000
50,000,001	100,000,000	0.0000	0.0000	0.0000	0.0000	0.0000	0.0000	0.0000
100,000,001	250,000,000	0.0000	0.0000	0.0000	0.0000	0.0000	0.0000	0.0000
250,000,001	500,000,000	17.4989	0.0000	0.0000	0.0000	0.0000	0.0000	0.0000
500,000,001	750,000,000	17.4989	0.0000	0.0000	0.0000	0.0000	0.0000	0.0000
750,000,001	1,000,000,000	0.0000	0.0000	0.0000	0.0000	0.0000	0.0000	0.0000
1,000,000,001	2,000,000,000	0.0000	0.0000	0.0000	0.0000	0.0000	0.0000	0.0000
2,000,000,001	3,000,000,000	0.0000	0.0000	0.0000	0.0000	0.0000	0.0000	0.0000
3,000,000,001	Above	0.0000	0.0000	0.0000	0.0000	0.0000	0.0000	0.0000

*Handwritten mark*

*For Azlam*

**PROFIT RATE - FOR THE MONTH OF JULY 2024**

Amount Range		MCB Islamic Na'mat Plus TD 3 Years Maturity	MCB Islamic Na'mat Plus TD 5 Years Monthly	MCB Islamic Na'mat Plus TD 5 Years Quarterly	MCB Islamic Na'mat Plus TD 5 Years Maturity	Amount Range		MCB Islamic Aasoodgi Term Deposit
From	to	Profit Rate	Profit Rate	Profit Rate	Profit Rate	From	to	Profit Rate
0	100,000	0.0000	0.0000	0.0000	0.0000	0	50,000	14.1991
100,001	1,000,000	0.0000	7.4590	0.0000	7.6597	50,001	500,000	14.1991
1,000,001	25,000,000	0.0000	7.9490	0.0000	0.0000	500,001	1,000,000	14.1991
25,000,001	50,000,000	0.0000	0.0000	0.0000	0.0000	1,000,001	5,000,000	14.1991
50,000,001	100,000,000	0.0000	0.0000	0.0000	0.0000	5,000,001	25,000,000	14.1991
100,000,001	250,000,000	0.0000	0.0000	0.0000	0.0000	25,000,001	50,000,000	14.1991
250,000,001	500,000,000	0.0000	0.0000	0.0000	0.0000	50,000,001	75,000,000	0.0000
500,000,001	750,000,000	0.0000	0.0000	0.0000	0.0000	75,000,001	100,000,000	0.0000
750,000,001	1,000,000,000	0.0000	0.0000	0.0000	0.0000	100,000,001	250,000,000	0.0000
1,000,000,001	2,000,000,000	14.1495	0.0000	0.0000	0.0000	250,000,001	500,000,000	0.0000
2,000,000,001	3,000,000,000	0.0000	0.0000	0.0000	0.0000	500,000,001	750,000,000	0.0000
3,000,000,001	Above	0.0000	0.0000	0.0000	0.0000	750,000,001	1,000,000,000	0.0000
						1,000,000,001	2,000,000,000	0.0000
						2,000,000,001	3,000,000,000	0.0000
						3,000,000,001	Above	0.0000

Amount Range		MCB Islamic Na'mat Premium Plus TD 1 Year Monthly	MCB Islamic Na'mat Premium Plus TD 3 Years Monthly
From	to	Profit Rate	Profit Rate
0	5,000,000	15.4989	10.7789
5,000,001	10,000,000	16.5001	0.0000
10,000,001	and above	16.5001	11.1000

Amount Range		MCB Islamic Na'mat TD 1 Month Maturity	MCB Islamic FI TD 1 Month Maturity	MCB Islamic Na'mat TD 3 Months Maturity	MCB Islamic Na'mat TD 6Months Maturity	MCB Islamic FI TD 6-M Monthly	MCB Islamic Na'mat TD 1 Year Quarterly
From	to	Profit Rate	Profit Rate	Profit Rate	Profit Rate	Profit Rate	Profit Rate
0	and above	6.9986	0.0000	0.0000	7.6999	7.6999	0.0000

Amount Range		MCB Islamic Na'mat TD 1 Year Monthly	MCB Islamic Na'mat TD 1 Year Maturity
From	to	Profit Rate	Profit Rate
1,000,001	10,000,000	11.2004	16.5001
10,000,001	25,000,000	11.2004	16.9995
25,000,001	50,000,000	0.0000	0.0000
50,000,001	100,000,000	0.0000	0.0000
100,000,001	and above	0.0000	0.0000

Amount Range		MCB Islamic Na'mat TD 2 Years Monthly	MCB Islamic Na'mat TD 2 Years Quarterly	MCB Islamic Na'mat TD 2 Years Maturity	MCB Islamic Na'mat TD 3 Years Monthly	MCB Islamic Na'mat TD 3 Years Quarterly	MCB Islamic Na'mat TD 3 Years Maturity	MCB Islamic Na'mat TD 5 Years Monthly
From	to	Profit Rate	Profit Rate	Profit Rate	Profit Rate	Profit Rate	Profit Rate	Profit Rate
0	and above	0.0000	0.0000	7.9986	0.0000	7.9986	0.0000	0.0000

Amount Range		MCB Islamic Na'mat TD 5 Years Quarterly	MCB Islamic Na'mat TD 5 Years Maturity
From	to	Profit Rate	Profit Rate
0	and above	0.0000	0.0000

For

**PROFIT RATE - FOR THE MONTH OF JULY 2024**

Amount Range		MCB Islamic Na'mat Plus FCY TD 1 Month Maturity - USD	MCB Islamic Na'mat Plus FCY TD 1 Month Maturity - GBP	MCB Islamic Na'mat Plus FCY TD 1 Month Maturity - EUR	MCB Islamic Na'mat Plus FCY TD 3 Months Monthly - USD	MCB Islamic Na'mat Plus FCY TD 3 Months Monthly - GBP	MCB Islamic Na'mat Plus FCY TD 3 Months Monthly - EUR	MCB Islamic Na'mat Plus FCY TD 3 Months Maturity - USD
From	to	Profit Rate	Profit Rate	Profit Rate	Profit Rate	Profit Rate	Profit Rate	Profit Rate
0	25,000	0.0000	0.0000	0.0000	0.0000	0.0000	0.0000	0.0000
25,001	50,000	0.0000	0.0000	0.0000	0.0000	0.0000	0.0000	0.1324
50,001	250,000	5.4103	0.0000	0.0000	0.0000	0.0000	0.0000	5.4091
250,001	500,000	0.0000	0.0000	0.0000	0.0000	0.0000	0.0000	5.4091
500,001	and above	6.3938	0.0000	0.0000	0.0000	0.0000	0.0000	5.4091

Amount Range		MCB Islamic Na'mat Plus FCY TD 3 Months Maturity - GBP	MCB Islamic Na'mat Plus FCY TD 3 Months Maturity - EUR	MCB Islamic Na'mat Plus FCY TD 6 Months Monthly - USD	MCB Islamic Na'mat Plus FCY TD 6 Months Monthly - GBP	MCB Islamic Na'mat Plus FCY TD 6 Months Monthly - EUR	MCB Islamic Na'mat Plus FCY TD 6 Months Maturity - USD	MCB Islamic Na'mat Plus FCY TD 6 Months Maturity - GBP
From	to	Profit Rate	Profit Rate	Profit Rate	Profit Rate	Profit Rate	Profit Rate	Profit Rate
0	25,000	0.0000	0.0000	0.0000	0.0000	0.0000	0.0000	0.0000
25,001	50,000	0.0000	0.0000	0.0000	0.0000	0.0000	0.0000	0.0000
50,001	250,000	0.1452	0.0000	0.0000	0.0000	0.0000	6.3938	0.0000
250,001	500,000	0.0000	0.0000	0.0000	0.0000	0.0000	0.0000	0.0000
500,001	and above	0.0000	0.0000	0.0000	0.0000	0.0000	0.0000	0.0000

Amount Range		MCB Islamic Na'mat Plus FCY TD 6 Months Maturity - EUR	MCB Islamic Na'mat Plus FCY TD 1 Year Monthly - USD	MCB Islamic Na'mat Plus FCY TD 1 Year Monthly - GBP	MCB Islamic Na'mat Plus FCY TD 1 Year Monthly - EUR	MCB Islamic Na'mat Plus FCY TD 1 Year Maturity - USD	MCB Islamic Na'mat Plus FCY TD 1 Year Maturity - GBP	MCB Islamic Na'mat Plus FCY TD 1 Year Maturity - EUR
From	to	Profit Rate	Profit Rate	Profit Rate	Profit Rate	Profit Rate	Profit Rate	Profit Rate
0	25,000	0.0000	0.0000	0.0000	0.0000	3.9355	0.0000	0.0000
25,001	50,000	0.0000	0.0000	0.0000	0.0000	3.9355	0.0000	0.0000
50,001	250,000	0.0000	0.0000	0.0000	0.0000	3.9355	0.0000	0.0000
250,001	500,000	0.0000	0.0000	0.0000	0.0000	0.0000	0.0000	0.0000
500,001	and above	0.0000	0.0000	0.0000	0.0000	7.8686	0.0000	0.0000

Amount Range		MCB Islamic Na'mat Plus FCY TD 2 Years Monthly - USD	MCB Islamic Na'mat Plus FCY TD 2 Years Monthly - GBP	MCB Islamic Na'mat Plus FCY TD 2 Years Monthly - EUR	MCB Islamic Na'mat Plus FCY TD 2 Years Maturity - USD	MCB Islamic Na'mat Plus FCY TD 2 Years Maturity - GBP	MCB Islamic Na'mat Plus FCY TD 2 Years Maturity - EUR	MCB Islamic Na'mat Plus FCY TD 3 Years Monthly - USD
From	to	Profit Rate	Profit Rate	Profit Rate	Profit Rate	Profit Rate	Profit Rate	Profit Rate
0	25,000	0.0000	0.0000	0.0000	0.0000	0.0000	0.0000	0.0000
25,001	50,000	0.0000	0.0000	0.0000	0.0000	0.0000	0.0000	0.0000
50,001	250,000	0.0000	0.0000	0.0000	0.0000	0.0000	0.0000	0.0000
250,001	500,000	0.0000	0.0000	0.0000	0.0000	0.0000	0.0000	0.0000
500,001	and above	0.0000	0.0000	0.0000	0.0000	0.0000	0.0000	0.0000

Amount Range		MCB Islamic Na'mat Plus FCY TD 3 Years Monthly - GBP	MCB Islamic Na'mat Plus FCY TD 3 Years Monthly - EUR	MCB Islamic Na'mat Plus FCY TD 3 Years Maturity - USD	MCB Islamic Na'mat Plus FCY TD 3 Years Maturity - GBP	MCB Islamic Na'mat Plus FCY TD 3 Years Maturity - EUR
From	to	Profit Rate	Profit Rate	Profit Rate	Profit Rate	Profit Rate
0	25,000	0.0000	0.0000	0.0000	0.0000	0.0000
25,001	50,000	0.0000	0.0000	0.0000	0.0000	0.0000
50,001	250,000	0.0000	0.0000	0.0000	0.0000	0.0000
250,001	500,000	0.0000	0.0000	0.0000	0.0000	0.0000
500,001	and above	0.0000	0.0000	0.0000	0.0000	0.0000

*for AB*

**PROFIT RATE - FOR THE MONTH OF JULY 2024**

Amount Range		Advance Security Receipt - Advance Rentals	Advance Security Receipt Bank Guarantee	Advance Security Receipt - Car Ijarah	Advance Security Receipt - DM Other	Advance Security Receipt DM Staff	Advance Security Receipt - Equipment Ijarah	Advance Security Receipt - LC Service Ijarah
From	to	Profit Rate	Profit Rate	Profit Rate	Profit Rate	Profit Rate	Profit Rate	Profit Rate
0	and above	0.0401	0.0401	0.0401	0.0401	0.0401	0.0401	0.0000

Amount Range		Advance Security Receipt - LC under Murabaha	Advance Security Receipt Others	Advance Security Receipt - FCY Others USD	Main Collection Savings Account (RASR)	Main Disbursement Savings Account (RASR)	SBP- IWS Corporate & Commercial ATL	SBP- IWS SME ATL
From	to	Profit Rate	Profit Rate	Profit Rate	Profit Rate	Profit Rate	Profit Rate	Profit Rate
0	and above	0.0401	0.0401	0.0035	0.0401	0.0401	0.0000	0.0000


Amount Range		SBP- IWS Corporate & Commercial Non - ATL	SBP- IWS SME Non - ATL	SBP- IRFCC upto 5 Years	SBP- ITERF upto 10 Years	SBP- ILTFF upto 3 Years	SBP- ILTFF more than 3 Years & upto 5 Years	SBP- ILTFF more than 5 Years & upto 10 Years
From	to	Profit Rate	Profit Rate	Profit Rate	Profit Rate	Profit Rate	Profit Rate	Profit Rate
0	and above	0.0000	0.0000	0.0000	1.0000	0.0000	0.0000	1.9999

Amount Range		SBP- ILTFF more than 5 Years & upto 10 Years - 7%	SBP- ILTFF more than 5 Years & upto 10 Years - 10%	SBP- IFRE Category I	SBP- IFRE Category II	SBP- IFRE Category III	SBP- IFFSAP SME	SBP- IRFMS SAVINGS ACCOUNT - SME CUSTOMERS - CIRC. 03 OF 2019
From	to	Profit Rate	Profit Rate	Profit Rate	Profit Rate	Profit Rate	Profit Rate	Profit Rate
0	and above	4.0011	6.9998	2.9999	1.9999	0.0000	0.0000	0.0000


Amount Range		SBP- IWCF	SBP- IFFSAP Corporate & Commercial upto 3 Years	SBP- IFFSAP Corp & Comm more than 3 Years & upto 5 Years	SBP- IRCGS-WE	SBP- IFFSAP Corp & Comm more than 5 Years upto 7 Years	SBP-ILTFF SAVINGS ACCOUNT MORE THAN 5 & UPTO 10Y - 10%	SBP IRCGS-WE SAVINGS ACCOUNT UPTO 5Y - SME
From	to	Profit Rate	Profit Rate	Profit Rate	Profit Rate	Profit Rate	Profit Rate	Profit Rate
0	and above	0.0000	0.0000	0.0000	0.0000	0.0000	0.0000	0.0000

PROFIT SHARING RATIO	
Rabbul Maal (Depositor)	50%
Mudarib (Bank)	50%

Recommended By:


For: 

Department Head - Pool Management




Divisional Head - FCG

Approved By:

For: 

Mufti Syed Sabir Hussain  
Resident Shari'ah Board Member



Syed Iftikhar Hussain Rizvi  
Chief Financial Officer