

**PROFIT RATE - FOR THE MONTH OF FEBRUARY 2025**

Amount Range		MCB Islamic Asaan Saving Account	MCB Islamic Asaan Remittance Saving Account	MCB Islamic Asaan Digital Saving Account	MCB Islamic Asaan Digital Remittance Saving	MCB Islamic Juniors Club Account	MCB Islamic Remunerative Current Account	MCB Islamic Niswaan Saving Account
From	to	Profit Rate	Profit Rate	Profit Rate	Profit Rate	Profit Rate	Profit Rate	Profit Rate
0	and above	7.9703	7.9703	7.9703	7.9703	7.9703	7.9703	7.9703


Amount Range		MCB Islamic Imaan Saving Account - PKR	MCB Islamic Freelancer Digital Saving Account - PKR	MCB Islamic Prime Saving Account - PKR	MCB Islamic Shandaar Saving Account - PKR	MCB Islamic Parvaan Saving Account - PKR	MCB Islamic PayFlex Saving Account - PKR	MCB Islamic Pensioner Saving Account - PKR
From	to	Profit Rate	Profit Rate	Profit Rate	Profit Rate	Profit Rate	Profit Rate	Profit Rate
0	and above	7.9703	7.9703	7.9703	7.9703	7.9703	7.9703	7.9703

Amount Range		MCB Islamic Aasoodgi Saving Account - PKR
From	to	Profit Rate
0	500000	7.9703
500000	5000000	7.9897
5000000	10000000	8.0103
10000000	50000000	8.0297
50000000	and above	0.0000

Amount Range		MCB Islamic Imaan Saving Account - USD	MCB Islamic Imaan Saving Account - GBP	MCB Islamic Imaan Saving Account - EUR	MCB Islamic Freelancer Digital Saving - USD	MCB Islamic Freelancer Digital Saving Account - GBP	MCB Islamic Freelancer Digital Saving Account - EUR
From	to	Profit Rate	Profit Rate	Profit Rate	Profit Rate	Profit Rate	Profit Rate
0	and above	0.2701	0.0982	0.1188	0.0000	0.0000	0.0000

Amount Range		MCB Islamic Barkat Saving Account	Amount Range		MCB Islamic Barkat Saving Premium Account	Amount Range		MCB Islamic Barkat Super Saving Account
From	to	Profit Rate	From	to	Profit Rate	From	to	Profit Rate
0	25,000	7.9703	0	5,000,000	7.9703	0	50,000,000	7.9703
25,001	500,000	7.9897	5,000,001	50,000,000	7.9897	50,000,001	100,000,000	7.9897
500,001	5,000,000	8.0103	50,000,001	100,000,000	8.0103	100,000,001	250,000,000	8.0103
5,000,001	50,000,000	8.0297	100,000,001	250,000,000	8.0297	250,000,001	500,000,000	0.0000
50,000,001	250,000,000	8.0491	250,000,001	500,000,000	8.0491	500,000,001	1,000,000,000	0.0000
250,000,001	500,000,000	8.0697	500,000,001	1,000,000,000	0.0000	1,000,000,001	2,000,000,000	0.0000
500,000,001	750,000,000	0.0000	1,000,000,001	2,000,000,000	0.0000	2,000,000,001	3,000,000,000	0.0000
750,000,001	1,000,000,000	0.0000	2,000,000,001	3,000,000,000	0.0000	3,000,000,001	4,000,000,000	0.0000
1,000,000,001	and above	0.0000	3,000,000,001	and above	0.0000	4,000,000,001	and above	0.0000

Amount Range		MCB Islamic Barkat Saving Plus Account	Amount Range		MCB Islamic Rozana Bachat Saving Account	Amount Range		MCB Islamic Rozana Bachat Saving Plus Account
From	To	Profit Rate	From	to	Profit Rate	From	to	Profit Rate
-	100,000	7.9703	0	25,000	7.9703	0	100,000	7.9703
100,001	1,000,000	7.9897	25,001	500,000	7.9897	100,001	1,000,000	7.9897
1,000,001	10,000,000	8.0103	500,001	1,000,000	8.0103	1,000,001	10,000,000	8.0103
10,000,001	50,000,000	8.0297	1,000,001	5,000,000	8.0297	10,000,001	50,000,000	8.0297
50,000,001	250,000,000	8.0491	5,000,001	10,000,000	8.0491	50,000,001	250,000,000	8.0491
250,000,001	500,000,000	8.0697	10,000,001	25,000,000	8.0697	250,000,001	500,000,000	0.0000
500,000,001	750,000,000	0.0000	25,000,001	50,000,000	8.0891	500,000,001	750,000,000	0.0000
750,000,001	1,000,000,000	0.0000	50,000,001	100,000,000	8.1085	750,000,001	1,000,000,000	0.0000
1,000,000,001	2,000,000,000	0.0000	100,000,001	200,000,000	8.1291	1,000,000,001	2,000,000,000	0.0000
2,000,000,001	Above	0.0000	200,000,001	300,000,000	0.0000	2,000,000,001	and above	0.0000
			300,000,001	and above	0.0000			




**PROFIT RATE - FOR THE MONTH OF FEBRUARY 2025**

Amount Range			MCB Islamic Rozana Bachat Saving Premium Account	Amount Range			MCB Islamic Rozana Bachat Super Saving Account	Amount Range			MCB Islamic Financial Institution Saving Account
From	to	Profit Rate	From	to	Profit Rate	From	to	Profit Rate	From	to	Profit Rate
0	5,000,000	7.9703	0	50,000,000	7.9703	0	50,000,000	0.0000	0	50,000,000	0.0000
5,000,001	50,000,000	7.9897	50,000,001	100,000,000	7.9897	50,000,001	100,000,000	0.0000	50,000,001	100,000,000	0.0000
50,000,001	100,000,000	8.0103	100,000,001	250,000,000	8.0103	100,000,001	250,000,000	4.3100	100,000,001	200,000,000	4.3100
100,000,001	250,000,000	8.0297	250,000,001	500,000,000	8.0297	250,000,001	500,000,000	5.2012	200,000,001	500,000,000	5.2012
250,000,001	500,000,000	8.0491	500,000,001	1,000,000,000	8.0491	500,000,001	1,000,000,000	5.6971	500,000,001	1,000,000,000	5.6971
500,000,001	1,000,000,000	0.0000	1,000,000,001	2,000,000,000	8.0697	1,000,000,001	2,000,000,000	5.9451	1,000,000,001	2,000,000,000	5.9451
1,000,000,001	2,000,000,000	0.0000	2,000,000,001	3,000,000,000	0.0000	2,000,000,001	3,000,000,000	6.1931	2,000,000,001	3,000,000,000	6.1931
2,000,000,001	3,000,000,000	0.0000	3,000,000,001	4,000,000,000	0.0000	3,000,000,001	and above	6.4398	3,000,000,001	and above	6.4398
3,000,000,001	and above	0.0000	4,000,000,001	and above	8.1291						

Amount Range			Mcb Islamic Barkat Saving Account (Large Corporates)	Amount Range			Mcb Islamic Barkat Saving Plus Account (Large Corporates)	Amount Range			Mcb Islamic Barkat Saving Premium Account (Large Corporates)
From	to	Profit Rate	From	to	Profit Rate	From	to	Profit Rate	From	to	Profit Rate
0	25,000	4.0620	0	100,000	4.0103	0	5,000,000	4.1124	0	5,000,000	4.1124
25,000	500,000	4.1149	100,000	1,000,000	4.0594	5,000,000	50,000,000	4.1614	5,000,000	50,000,000	4.1614
500,000	5,000,000	4.2635	1,000,000	10,000,000	4.1098	50,000,000	100,000,000	4.3591	50,000,000	100,000,000	4.3591
5,000,000	50,000,000	4.3138	10,000,000	50,000,000	4.1589	100,000,000	250,000,000	4.6070	100,000,000	250,000,000	4.6070
50,000,000	250,000,000	0.0000	50,000,000	250,000,000	0.0000	250,000,000	500,000,000	0.0000	250,000,000	500,000,000	0.0000
250,000,000	500,000,000	0.0000	250,000,000	500,000,000	0.0000	500,000,000	1,000,000,000	0.0000	500,000,000	1,000,000,000	0.0000
500,000,000	750,000,000	0.0000	500,000,000	750,000,000	0.0000	1,000,000,000	2,000,000,000	0.0000	1,000,000,000	2,000,000,000	0.0000
750,000,000	1,000,000,000	0.0000	750,000,000	1,000,000,000	0.0000	2,000,000,000	3,000,000,000	0.0000	2,000,000,000	3,000,000,000	0.0000
1,000,000,000	and above	0.0000	1,000,000,000	2,000,000,000	0.0000	3,000,000,000	and above	0.0000	3,000,000,000	and above	0.0000
			2,000,000,000	and above	0.0000						

Amount Range			Mcb Islamic Barkat Super Saving Account (Large Corporates)	Amount Range			Mcb Islamic Rozana Bachat Saving Account (Large Corporates)	Amount Range			Mcb Islamic Rozana Bachat Saving Plus Account (Large Corporates)
From	to	Profit Rate	From	to	Profit Rate	From	to	Profit Rate	From	to	Profit Rate
0	50,000,000	4.2105	0	25,000	4.0620	0	100,000	4.0129	0	100,000	4.0129
50,000,000	100,000,000	0.0000	25,000	50,000	0.0000	100,000	1,000,000	4.5076	100,000	1,000,000	4.5076
100,000,000	250,000,000	4.5076	50,000	1,000,000	0.0000	1,000,000	10,000,000	4.5580	1,000,000	10,000,000	4.5580
250,000,000	500,000,000	5.2515	1,000,000	5,000,000	0.0000	10,000,000	50,000,000	4.6070	10,000,000	50,000,000	4.6070
500,000,000	1,000,000,000	0.0000	5,000,000	10,000,000	0.0000	50,000,000	250,000,000	4.6561	50,000,000	250,000,000	4.6561
1,000,000,000	2,000,000,000	0.0000	10,000,000	25,000,000	0.0000	250,000,000	500,000,000	5.1521	250,000,000	500,000,000	5.1521
2,000,000,000	3,000,000,000	0.0000	25,000,000	50,000,000	0.0000	500,000,000	750,000,000	0.0000	500,000,000	750,000,000	0.0000
3,000,000,000	4,000,000,000	0.0000	50,000,000	100,000,000	0.0000	750,000,000	1,000,000,000	0.0000	750,000,000	1,000,000,000	0.0000
4,000,000,000	and above	0.0000	100,000,000	200,000,000	0.0000	1,000,000,000	2,000,000,000	0.0000	1,000,000,000	2,000,000,000	0.0000
			200,000,000	300,000,000	0.0000	2,000,000,000	and above	6.2422	2,000,000,000	and above	6.2422
			300,000,000	and above	0.0000						

Amount Range			Mcb Islamic Rozana Bachat Saving Premium Account (Large Corporates)	Amount Range			Mcb Islamic Rozana Bachat Super Saving Account (Large Corporates)	
From	to	Profit Rate	From	to	Profit Rate	From	to	Profit Rate
0	5,000,000	4.1124	0	50,000,000	4.3100			
5,000,000	50,000,000	4.1614	50,000,000	100,000,000	5.0526			
50,000,000	100,000,000	4.4094	100,000,000	250,000,000	5.2515			
100,000,000	250,000,000	4.5076	250,000,000	500,000,000	5.5486			
250,000,000	500,000,000	5.2515	500,000,000	1,000,000,000	5.7462			
500,000,000	1,000,000,000	5.4491	1,000,000,000	2,000,000,000	5.9451			
1,000,000,000	2,000,000,000	6.0433	2,000,000,000	3,000,000,000	6.1427			
2,000,000,000	3,000,000,000	0.0000	3,000,000,000	4,000,000,000	0.0000			
3,000,000,000	and above	0.0000	4,000,000,000	and above	6.4398			



**PROFIT RATE - FOR THE MONTH OF FEBRUARY 2025**

Amount Range		Mcb Islamic Imaan Saving Account (Large Corporates)	Mcb Islamic Shandaar Saving Account (Large Corporates)
From	to	Profit Rate	Profit Rate
0	and above	3.9625	0.0000

Amount Range		MCB Islamic Na' mat Plus TD 1 Month Maturity	MCB Islamic Na' mat Plus TD 2 Months Maturity	MCB Islamic Na' mat Plus TD 3 Months Monthly	MCB Islamic Na' mat Plus TD 3Months Maturity	MCB Islamic Na' mat Plus TD 6 Months Monthly	MCB Islamic Na' mat Plus TD 6 Months Maturity	MCB Islamic Na' mat Plus TD 1 Year Monthly
From	to	Profit Rate	Profit Rate	Profit Rate	Profit Rate	Profit Rate	Profit Rate	Profit Rate
0	100,000	4.4585	0.0000	0.0000	4.6070	4.5580	4.6574	4.6574
100,001	1,000,000	4.5192	0.0000	4.6187	4.6677	0.0000	4.7168	4.7168
1,000,001	25,000,000	5.0048	5.0539	0.0000	5.1534	0.0000	5.2037	5.2037
25,000,001	50,000,000	5.3019	0.0000	0.0000	0.0000	0.0000	0.0000	0.0000
50,000,001	100,000,000	5.5499	0.0000	0.0000	0.0000	0.0000	0.0000	5.5512
100,000,001	250,000,000	0.0000	0.0000	0.0000	0.0000	0.0000	0.0000	5.7979
250,000,001	500,000,000	0.0000	0.0000	0.0000	0.0000	0.0000	0.0000	0.0000
500,000,001	750,000,000	0.0000	0.0000	0.0000	0.0000	0.0000	0.0000	0.0000
750,000,001	1,000,000,000	0.0000	0.0000	0.0000	0.0000	0.0000	0.0000	0.0000
1,000,000,001	2,000,000,000	0.0000	0.0000	0.0000	0.0000	0.0000	0.0000	0.0000
2,000,000,001	3,000,000,000	0.0000	0.0000	0.0000	0.0000	0.0000	0.0000	0.0000
3,000,000,001	Above	0.0000	0.0000	0.0000	0.0000	0.0000	0.0000	0.0000

Amount Range		MCB Islamic Na' mat Plus TD 1 Year Quarterly	MCB Islamic Na' mat Plus TD 1 Year Maturity	MCB Islamic Na' mat Plus TD 2 Years Monthly	MCB Islamic Na' mat Plus TD 2 Years Quarterly	MCB Islamic Na' mat Plus TD 2 Years Maturity	MCB Islamic Na' mat Plus TD 3 Years Monthly	MCB Islamic Na' mat Plus TD 3 Years Quarterly
From	to	Profit Rate	Profit Rate	Profit Rate	Profit Rate	Profit Rate	Profit Rate	Profit Rate
0	100,000	4.7052	4.7543	0.0000	4.8059	4.9028	0.0000	0.0000
100,001	1,000,000	4.7659	4.8137	4.7646	4.8641	4.9622	4.8641	4.9622
1,000,001	25,000,000	5.2515	5.2993	0.0000	0.0000	0.0000	0.0000	0.0000
25,000,001	50,000,000	5.3510	0.0000	0.0000	0.0000	0.0000	0.0000	0.0000
50,000,001	100,000,000	0.0000	0.0000	0.0000	0.0000	0.0000	0.0000	0.0000
100,000,001	250,000,000	0.0000	0.0000	0.0000	0.0000	0.0000	0.0000	0.0000
250,000,001	500,000,000	0.0000	0.0000	0.0000	0.0000	0.0000	0.0000	0.0000
500,000,001	750,000,000	0.0000	0.0000	0.0000	0.0000	0.0000	0.0000	0.0000
750,000,001	1,000,000,000	0.0000	0.0000	0.0000	0.0000	0.0000	0.0000	0.0000
1,000,000,001	2,000,000,000	0.0000	0.0000	0.0000	0.0000	0.0000	0.0000	0.0000
2,000,000,001	3,000,000,000	0.0000	0.0000	0.0000	0.0000	0.0000	0.0000	0.0000
3,000,000,001	Above	0.0000	0.0000	0.0000	0.0000	0.0000	0.0000	0.0000

Amount Range		MCB Islamic Na' mat Plus TD 3 Years Maturity	MCB Islamic Na' mat Plus TD 5 Years Monthly	MCB Islamic Na' mat Plus TD 5 Years Quarterly	MCB Islamic Na' mat Plus TD 5 Years Maturity	Amount Range		MCB Islamic Aasoodgi Term Deposit
From	to	Profit Rate	Profit Rate	Profit Rate	Profit Rate	From	to	Profit Rate
0	100,000	0.0000	0.0000	0.0000	0.0000	0	50,000	8.2234
100,001	1,000,000	0.0000	4.9622	0.0000	5.1611	50,001	500,000	8.2234
1,000,001	25,000,000	0.0000	5.2502	0.0000	0.0000	500,001	1,000,000	8.2234
25,000,001	50,000,000	0.0000	0.0000	0.0000	0.0000	1,000,001	5,000,000	8.2234
50,000,001	100,000,000	0.0000	0.0000	0.0000	0.0000	5,000,001	25,000,000	8.2234
100,000,001	250,000,000	0.0000	0.0000	0.0000	0.0000	25,000,001	50,000,000	8.2234
250,000,001	500,000,000	0.0000	0.0000	0.0000	0.0000	50,000,001	75,000,000	0.0000
500,000,001	750,000,000	0.0000	0.0000	0.0000	0.0000	75,000,001	100,000,000	0.0000
750,000,001	1,000,000,000	0.0000	0.0000	0.0000	0.0000	100,000,001	250,000,000	0.0000
1,000,000,001	2,000,000,000	7.8269	0.0000	0.0000	0.0000	250,000,001	500,000,000	0.0000
2,000,000,001	3,000,000,000	0.0000	0.0000	0.0000	0.0000	500,000,001	750,000,000	0.0000
3,000,000,001	Above	0.0000	0.0000	0.0000	0.0000	750,000,001	1,000,000,000	0.0000
						1,000,000,001	2,000,000,000	0.0000
						2,000,000,001	3,000,000,000	0.0000
						3,000,000,001	Above	0.0000



**PROFIT RATE - FOR THE MONTH OF FEBRUARY 2025**

Amount Range		MCB Islamic Na'mat Premium Plus TD 1 Year Monthly	MCB Islamic Na'mat Premium Plus TD 3 Years Monthly
From	to	Profit Rate	Profit Rate
0	5,000,000	8.2234	5.9451
5,000,001	10,000,000	8.3229	0.0000
10,000,001	and above	8.4223	6.1427

Amount Range		MCB Islamic Na'mat TD 1 Month Maturity	MCB Islamic FI Na'mat TD 1 Month Maturity	MCB Islamic Na'mat TD 3 Months Maturity	MCB Islamic Na'mat TD 6 Months Maturity	MCB Islamic FI TD 6-M Monthly	MCB Islamic Na'mat TD 1 Year Quarterly
From	to	Profit Rate	Profit Rate	Profit Rate	Profit Rate	Profit Rate	Profit Rate
0	and above	4.4585	0.0000	0.0000	0.0000	0.0000	0.0000

Amount Range		MCB Islamic Na'mat TD 1 Year Monthly	MCB Islamic Na'mat TD 1 Year Maturity
From	to	Profit Rate	Profit Rate
1,000,001	10,000,000	6.1427	8.2725
10,000,001	25,000,000	6.1427	8.3720
25,000,001	50,000,000	0.0000	6.2422
50,000,001	100,000,000	0.0000	6.3881
100,000,001	and above	0.0000	7.1811

Amount Range		MCB Islamic Na'mat TD 2 Years Quarterly	MCB Islamic Na'mat TD 2 Years Quarterly	MCB Islamic Na'mat TD 2 Years Maturity	MCB Islamic Na'mat TD 3 Years Monthly	MCB Islamic Na'mat TD 3 Years Quarterly	MCB Islamic Na'mat TD 3 Years Maturity	MCB Islamic Na'mat TD 5 Years Monthly
From	to	Profit Rate	Profit Rate	Profit Rate	Profit Rate	Profit Rate	Profit Rate	Profit Rate
0	and above	0.0000	0.0000	4.4585	0.0000	0.0000	0.0000	0.0000

Amount Range		MCB Islamic Na'mat TD 5 Years Quarterly	MCB Islamic Na'mat TD 5 Years Maturity
From	to	Profit Rate	Profit Rate
0	and above	0.0000	0.0000

Amount Range		MCB Islamic Na'mat Plus FCY TD 1 Month Maturity - USD	MCB Islamic Na'mat Plus FCY TD 1 Month Maturity - GBP	MCB Islamic Na'mat Plus FCY TD 1 Month Maturity - EUR	MCB Islamic Na'mat Plus FCY TD 3 Months Monthly - USD	MCB Islamic Na'mat Plus FCY TD 3 Months Monthly - GBP	MCB Islamic Na'mat Plus FCY TD 3 Months Monthly - EUR	MCB Islamic Na'mat Plus FCY TD 3 Months Maturity - USD
From	to	Profit Rate	Profit Rate	Profit Rate	Profit Rate	Profit Rate	Profit Rate	Profit Rate
0	25,000	0.0000	0.0000	0.0000	0.0000	0.0000	0.0000	0.0000
25,001	50,000	0.0000	0.0000	0.0000	0.0000	0.0000	0.0000	0.1312
50,001	250,000	3.1758	0.0000	0.0000	0.0000	0.0000	0.0000	2.9312
250,001	500,000	0.0000	0.0000	0.0000	0.0000	0.0000	0.0000	3.1758
500,001	and above	0.0000	0.0000	0.0000	0.0000	0.0000	0.0000	2.9312

Amount Range		MCB Islamic Na'mat Plus FCY TD 3 Months Maturity - GBP	MCB Islamic Na'mat Plus FCY TD 3 Months Maturity - EUR	MCB Islamic Na'mat Plus FCY TD 6 Months Monthly - USD	MCB Islamic Na'mat Plus FCY TD 6 Months Monthly - GBP	MCB Islamic Na'mat Plus FCY TD 6 Months Monthly - EUR	MCB Islamic Na'mat Plus FCY TD 6 Months Maturity - USD	MCB Islamic Na'mat Plus FCY TD 6 Months Maturity - GBP
From	to	Profit Rate	Profit Rate	Profit Rate	Profit Rate	Profit Rate	Profit Rate	Profit Rate
0	25,000	0.0000	0.0000	0.0000	0.0000	0.0000	0.0000	0.0000
25,001	50,000	0.0000	0.0000	0.0000	0.0000	0.0000	0.0000	0.0000
50,001	250,000	0.0000	0.0000	0.0000	0.0000	0.0000	6.3528	0.0000
250,001	500,000	0.0000	0.0000	0.0000	0.0000	0.0000	0.0000	0.0000
500,001	and above	0.0000	0.0000	0.0000	0.0000	0.0000	0.0000	0.0000



**PROFIT RATE - FOR THE MONTH OF FEBRUARY 2025**

Amount Range		MCB Islamic Na'mat Plus FCY TD 6 Months Maturity - EUR	MCB Islamic Na'mat Plus FCY TD 1 Year Monthly - USD	MCB Islamic Na'mat Plus FCY TD 1 Year Monthly - GBP	MCB Islamic Na'mat Plus FCY TD 1 Year Monthly - EUR	MCB Islamic Na'mat Plus FCY TD 1 Year Maturity - USD	MCB Islamic Na'mat Plus FCY TD 1 Year Maturity - GBP	MCB Islamic Na'mat Plus FCY TD 1 Year Maturity - EUR
From	to	Profit Rate	Profit Rate	Profit Rate	Profit Rate	Profit Rate	Profit Rate	Profit Rate
0	25,000	0.0000	0.0000	0.0000	0.0000	3.9095	0.0000	0.0000
25,001	50,000	0.0000	0.0000	0.0000	0.0000	3.9095	0.0000	0.0000
50,001	250,000	0.0000	0.0000	0.0000	0.0000	0.0000	0.0000	0.0000
250,001	500,000	0.0000	0.0000	0.0000	0.0000	0.0000	0.0000	0.0000
500,001	and above	0.0000	0.0000	0.0000	0.0000	7.8191	0.0000	0.0000

Amount Range		MCB Islamic Na'mat Plus FCY TD 2 Years Monthly - USD	MCB Islamic Na'mat Plus FCY TD 2 Years Monthly - GBP	MCB Islamic Na'mat Plus FCY TD 2 Years Monthly - EUR	MCB Islamic Na'mat Plus FCY TD 2 Years Maturity - USD	MCB Islamic Na'mat Plus FCY TD 2 Years Maturity - GBP	MCB Islamic Na'mat Plus FCY TD 2 Years Maturity - EUR	MCB Islamic Na'mat Plus FCY TD 3 Years Monthly - USD
From	to	Profit Rate	Profit Rate	Profit Rate	Profit Rate	Profit Rate	Profit Rate	Profit Rate
0	25,000	0.0000	0.0000	0.0000	0.0000	0.0000	0.0000	0.0000
25,001	50,000	0.0000	0.0000	0.0000	0.0000	0.0000	0.0000	0.0000
50,001	250,000	0.0000	0.0000	0.0000	0.0000	0.0000	0.0000	0.0000
250,001	500,000	0.0000	0.0000	0.0000	0.0000	0.0000	0.0000	0.0000
500,001	and above	0.0000	0.0000	0.0000	0.0000	0.0000	0.0000	0.0000

Amount Range		MCB Islamic Na'mat Plus FCY TD 3 Years Monthly - GBP	MCB Islamic Na'mat Plus FCY TD 3 Years Monthly - EUR	MCB Islamic Na'mat Plus FCY TD 3 Years Maturity - USD	MCB Islamic Na'mat Plus FCY TD 3 Years Maturity - GBP	MCB Islamic Na'mat Plus FCY TD 3 Years Maturity - EUR
From	to	Profit Rate	Profit Rate	Profit Rate	Profit Rate	Profit Rate
0	25,000	0.0000	0.0000	0.0000	0.0000	0.0000
25,001	50,000	0.0000	0.0000	0.0000	0.0000	0.0000
50,001	250,000	0.0000	0.0000	0.0000	0.0000	0.0000
250,001	500,000	0.0000	0.0000	0.0000	0.0000	0.0000
500,001	and above	0.0000	0.0000	0.0000	0.0000	0.0000

Amount Range		Advance Security Receipt - Advance Rentals	Advance Security Receipt - Bank Guarantee	Advance Security Receipt - Car Ijarah	Advance Security Receipt - DM Other	Advance Security Receipt - DM Staff	Advance Security Receipt - Equipment Ijarah	Advance Security Receipt - LC Service Ijarah
From	to	Profit Rate	Profit Rate	Profit Rate	Profit Rate	Profit Rate	Profit Rate	Profit Rate
0	and above	0.0400	0.0400	0.0400	0.0400	0.0400	0.0400	0.0000

Amount Range		Advance Security Receipt - LC under Murabaha	Advance Security Receipt - Others	Advance Security Receipt - FCY Others USD	Main Collection Savings Account (RASR)	Main Disbursement Savings Account (RASR)	SBP- IWS Corporate & Commercial ATL	SBP- IWS SME ATL
From	to	Profit Rate	Profit Rate	Profit Rate	Profit Rate	Profit Rate	Profit Rate	Profit Rate
0	and above	0.0400	0.0400	0.0039	0.0400	0.0400	0.0000	0.0000

Amount Range		SBP- IWS Corporate & Commercial Non- ATL	SBP- IWS SME Non- ATL	SBP- IRFCC upto 5 Years	SBP- ITERF upto 10 Years	SBP- ILTF upto 3 Years	SBP- ILTF more than 3 Years & upto 5 Years	SBP- ILTF more than 5 Years & upto 10 Years
From	to	Profit Rate	Profit Rate	Profit Rate	Profit Rate	Profit Rate	Profit Rate	Profit Rate
0	and above	0.0000	0.0000	0.0000	0.9906	0.0000	0.0000	1.9813



**PROFIT RATE - FOR THE MONTH OF FEBRUARY 2025**


Amount Range		SBP- ILTFF more than 5 Years & upto 10 Years - 7%	SBP- ILTFF more than 5 Years & upto 10 Years - 10%	SBP- IFRE Category I	SBP- IFRE Category II	SBP- IFRE Category III	SBP- IFFSAP SME	SBP- IRFMS SAVINGS ACCOUNT - SME CUSTOMERS - CIRC. 03 OF 2019
From	to	Profit Rate	Profit Rate	Profit Rate	Profit Rate	Profit Rate	Profit Rate	Profit Rate
0	and above	3.9625	6.9357	2.9719	1.9813	0.0000	0.0000	0.0000


Amount Range		SBP- IWCF	SBP- IFFSAP Corporate & Commercial upto 3 Years	SBP- IFFSAP Corp & Comm more than 3 Years & upto 5 Years	SBP- IRCGS-WE	SBP- IFFSAP Corp & Comm more than 5 Years upto 7 Years	SBP-ILTFF SAVINGS ACCOUNT MORE THAN 5 & UPTO 10Y - 10%	SBP IRCGS-WE SAVINGS ACCOUNT UPTO 5Y - SME
From	to	Profit Rate	Profit Rate	Profit Rate	Profit Rate	Profit Rate	Profit Rate	Profit Rate
0	and above	0.0000	0.0000	0.0000	0.0000	0.0000	0.0000	0.0000

PROFIT SHARING RATIO	
Rabbul Maal (Depositor)	50%
Mudarib (Bank)	50%

Recommended By:

For:


  
 Department Head - Pool Management

  
 Divisional Head - FCG

Approved By:



Mufti Syed Sabir Hussain  
 Resident Shari'ah Board Member



Syed Iftikhar Hussain Rizvi  
 Chief Financial Officer