

**PROFIT RATE - FOR THE MONTH OF DECEMBER 2024**

Amount Range		MCB Islamic Asaan Saving Account	MCB Islamic Asaan Remittance Saving Account	MCB Islamic Asaan Digital Saving Account	MCB Islamic Asaan Digital Remittance Saving	MCB Islamic Juniors Club Account	MCB Islamic Remunerative Current Account	MCB Islamic Niswaan Saving Account
From	to	Profit Rate	Profit Rate	Profit Rate	Profit Rate	Profit Rate	Profit Rate	Profit Rate
0	and above	4.6948	4.6948	4.6948	4.6948	6.7816	0.4583	6.7816

Amount Range		MCB Islamic Imaan Saving Account - PKR	MCB Islamic Freelancer Digital Saving Account - PKR	MCB Islamic Prime Saving Account - PKR	MCB Islamic Shandaar Saving Account - PKR	Mcb Islamic Parvaan Saving Account - PKR	MCB Islamic PayFlex Saving Account - PKR	MCB Islamic Pensioner Saving Account - PKR
From	to	Profit Rate	Profit Rate	Profit Rate	Profit Rate	Profit Rate	Profit Rate	Profit Rate
0	and above	4.6948	4.6948	5.0089	4.6948	4.7995	4.7995	4.6948

Amount Range		Mcb Islamic Aasoodgi Saving Account - PKR
From	to	Profit Rate
0	500000	4.7478
500000	5000000	4.8525
5000000	10000000	4.9559
10000000	50000000	0.0000
50000000	and above	0.0000

Amount Range		MCB Islamic Imaan Saving Account - USD	MCB Islamic Freelancer Imaan Saving Account - GBP	MCB Islamic Imaan Saving Account - EUR	MCB Islamic Freelancer Digital Saving - USD	MCB Islamic Freelancer Digital Saving Account - GBP	MCB Islamic Freelancer Digital Saving Account - EUR
From	to	Profit Rate	Profit Rate	Profit Rate	Profit Rate	Profit Rate	Profit Rate
0	and above	0.2835	0.1035	0.1257	0.0000	0.0000	0.0000

Amount Range		MCB Islamic Barkat Saving Account	Amount Range		MCB Islamic Barkat Saving Premium Account	Amount Range		MCB Islamic Barkat Super Saving Account
From	to	Profit Rate	From	to	Profit Rate	From	to	Profit Rate
0	25,000	4.6948	0	5,000,000	4.7478	0	50,000,000	4.8525
25,001	500,000	4.7995	5,000,001	50,000,000	4.7995	50,000,001	100,000,000	5.0607
500,001	5,000,000	4.8525	50,000,001	100,000,000	5.0089	100,000,001	250,000,000	5.1654
5,000,001	50,000,000	5.0089	100,000,001	250,000,000	5.2689	250,000,001	500,000,000	6.2088
50,000,001	250,000,000	5.0607	250,000,001	500,000,000	6.0523	500,000,001	1,000,000,000	6.3652
250,000,001	500,000,000	0.0000	500,000,001	1,000,000,000	0.0000	1,000,000,001	2,000,000,000	0.0000
500,000,001	750,000,000	0.0000	1,000,000,001	2,000,000,000	0.0000	2,000,000,001	3,000,000,000	0.0000
750,000,001	1,000,000,000	0.0000	2,000,000,001	3,000,000,000	0.0000	3,000,000,001	4,000,000,000	0.0000
1,000,000,001	and above	0.0000	3,000,000,001	and above	0.0000	4,000,000,001	and above	0.0000

Amount Range		MCB Islamic Barkat Saving Plus Account	Amount Range		MCB Islamic Rozana Bachat Saving Account	Amount Range		MCB Islamic Rozana Bachat Saving Plus Account
From	To	Profit Rate	From	to	Profit Rate	From	to	Profit Rate
-	100,000	4.7478	0	25,000	4.6948	0	100,000	4.6948
100,001	1,000,000	4.7995	25,001	500,000	4.7478	100,001	1,000,000	4.7478
1,000,001	10,000,000	4.8525	500,001	1,000,000	4.7995	1,000,001	10,000,000	4.7995
10,000,001	50,000,000	4.9042	1,000,001	5,000,000	4.8525	10,000,001	50,000,000	4.8525
50,000,001	250,000,000	4.9559	5,000,001	10,000,000	4.9042	50,000,001	250,000,000	5.2171
250,000,001	500,000,000	5.0089	10,000,001	25,000,000	4.9559	250,000,001	500,000,000	6.2605
500,000,001	750,000,000	0.0000	25,000,001	50,000,000	5.0089	500,000,001	750,000,000	6.2088
750,000,001	1,000,000,000	0.0000	50,000,001	100,000,000	5.0607	750,000,001	1,000,000,000	6.3123
1,000,000,001	2,000,000,000	0.0000	100,000,001	200,000,000	0.0000	1,000,000,001	2,000,000,000	0.0000
2,000,000,001	Above	0.0000	200,000,001	300,000,000	5.1654	2,000,000,001	and above	7.7216
			300,000,001	and above	5.2171			



**PROFIT RATE - FOR THE MONTH OF DECEMBER 2024**

Amount Range		MCB Islamic Rozana Bachat Saving Premium Account	Amount Range		MCB Islamic Rozana Bachat Super Saving Account	Amount Range		MCB Islamic Financial Institution Saving Account
From	to	Profit Rate	From	to	Profit Rate	From	to	Profit Rate
0	5,000,000	4.7995	0	50,000,000	4.7995	0	50,000,000	0.0000
5,000,001	50,000,000	4.8525	50,000,001	100,000,000	6.2605	50,000,001	100,000,000	0.0000
50,000,001	100,000,000	5.1124	100,000,001	250,000,000	6.4687	100,000,001	200,000,000	4.6948
100,000,001	250,000,000	5.2171	250,000,001	500,000,000	6.7816	200,000,001	500,000,000	6.2605
250,000,001	500,000,000	6.2605	500,000,001	1,000,000,000	6.9911	500,000,001	1,000,000,000	6.7816
500,000,001	1,000,000,000	6.4170	1,000,000,001	2,000,000,000	7.1992	1,000,000,001	2,000,000,000	7.3040
1,000,000,001	2,000,000,000	7.5651	2,000,000,001	3,000,000,000	0.0000	2,000,000,001	3,000,000,000	7.5651
2,000,000,001	3,000,000,000	0.0000	3,000,000,001	4,000,000,000	7.6169	3,000,000,001	and above	7.8251
3,000,000,001	and above	0.0000	4,000,000,001	and above	7.8251			

Amount Range		MCB Islamic Na'mat Plus TD 1 Month Maturity	MCB Islamic Na'mat Plus TD 2 Months Maturity	MCB Islamic Na'mat Plus TD 3 Months Monthly	MCB Islamic Na'mat Plus TD 3Months Maturity	MCB Islamic Na'mat Plus TD 6 Months Monthly	MCB Islamic Na'mat Plus TD 6 Months Maturity	MCB Islamic Na'mat Plus TD 1 Year Monthly
From	to	Profit Rate	Profit Rate	Profit Rate	Profit Rate	Profit Rate	Profit Rate	Profit Rate
0	100,000	4.6948	0.0000	0.0000	4.8525	4.7995	4.9042	4.9042
100,001	1,000,000	4.7588	0.0000	4.8636	4.9153	4.8636	4.9683	4.9683
1,000,001	25,000,000	5.2713	5.3231	0.0000	5.4278	5.3748	5.4795	5.4795
25,000,001	50,000,000	5.5842	0.0000	0.0000	5.7407	0.0000	0.0000	0.0000
50,000,001	100,000,000	5.8454	0.0000	0.0000	0.0000	0.0000	0.0000	6.0536
100,000,001	250,000,000	6.1065	0.0000	0.0000	0.0000	0.0000	0.0000	6.3147
250,000,001	500,000,000	0.0000	0.0000	0.0000	0.0000	0.0000	0.0000	0.0000
500,000,001	750,000,000	0.0000	0.0000	0.0000	0.0000	0.0000	0.0000	0.0000
750,000,001	1,000,000,000	0.0000	0.0000	0.0000	0.0000	0.0000	0.0000	0.0000
1,000,000,001	2,000,000,000	0.0000	0.0000	0.0000	0.0000	0.0000	0.0000	0.0000
2,000,000,001	3,000,000,000	0.0000	0.0000	0.0000	0.0000	0.0000	0.0000	0.0000
3,000,000,001	Above	0.0000	0.0000	0.0000	0.0000	0.0000	0.0000	0.0000

Amount Range		MCB Islamic Na'mat Plus TD 1 Year Quarterly	MCB Islamic Na'mat Plus TD 1 Year Maturity	MCB Islamic Na'mat Plus TD 2 Years Monthly	MCB Islamic Na'mat Plus TD 2 Years Quarterly	MCB Islamic Na'mat Plus TD 2 Years Maturity	MCB Islamic Na'mat Plus TD 3 Years Monthly	MCB Islamic Na'mat Plus TD 3 Years Quarterly
From	to	Profit Rate	Profit Rate	Profit Rate	Profit Rate	Profit Rate	Profit Rate	Profit Rate
0	100,000	4.9547	5.0077	0.0000	5.0607	5.1641	0.0000	0.0000
100,001	1,000,000	5.0188	5.0693	5.0175	5.1235	5.2257	5.1235	5.2257
1,000,001	25,000,000	5.5300	5.5818	0.0000	0.0000	5.7382	0.0000	0.0000
25,000,001	50,000,000	5.8442	0.0000	0.0000	0.0000	0.0000	0.0000	0.0000
50,000,001	100,000,000	0.0000	0.0000	0.0000	0.0000	0.0000	0.0000	0.0000
100,000,001	250,000,000	0.0000	0.0000	0.0000	0.0000	0.0000	0.0000	0.0000
250,000,001	500,000,000	0.0000	0.0000	0.0000	0.0000	0.0000	0.0000	0.0000
500,000,001	750,000,000	0.0000	0.0000	0.0000	0.0000	0.0000	0.0000	0.0000
750,000,001	1,000,000,000	0.0000	0.0000	0.0000	0.0000	0.0000	0.0000	0.0000
1,000,000,001	2,000,000,000	0.0000	0.0000	0.0000	0.0000	0.0000	0.0000	0.0000
2,000,000,001	3,000,000,000	0.0000	0.0000	0.0000	0.0000	0.0000	0.0000	0.0000
3,000,000,001	Above	0.0000	0.0000	0.0000	0.0000	0.0000	0.0000	0.0000



**PROFIT RATE - FOR THE MONTH OF DECEMBER 2024**

Amount Range		MCB Islamic Na'mat Plus TD 3 Years Maturity	MCB Islamic Na'mat Plus TD 5 Years Monthly	MCB Islamic Na'mat Plus TD 5 Years Quarterly	MCB Islamic Na'mat Plus TD 5 Years Maturity	Amount Range		MCB Islamic Aasoodgi Term Deposit
From	to	Profit Rate	Profit Rate	Profit Rate	Profit Rate	From	to	Profit Rate
0	100,000	0.0000	0.0000	0.0000	0.0000	0	50,000	9.2861
100,001	1,000,000	0.0000	5.2257	0.0000	5.4352	50,001	500,000	9.2861
1,000,001	25,000,000	0.0000	5.7382	0.0000	0.0000	500,001	1,000,000	9.2861
25,000,001	50,000,000	0.0000	0.0000	0.0000	0.0000	1,000,001	5,000,000	9.2861
50,000,001	100,000,000	0.0000	0.0000	0.0000	0.0000	5,000,001	25,000,000	9.2861
100,000,001	250,000,000	0.0000	0.0000	0.0000	0.0000	25,000,001	50,000,000	9.2861
250,000,001	500,000,000	0.0000	0.0000	0.0000	0.0000	50,000,001	75,000,000	0.0000
500,000,001	750,000,000	0.0000	0.0000	0.0000	0.0000	75,000,001	100,000,000	0.0000
750,000,001	1,000,000,000	0.0000	0.0000	0.0000	0.0000	100,000,001	250,000,000	0.0000
1,000,000,001	2,000,000,000	8.2427	0.0000	0.0000	0.0000	250,000,001	500,000,000	0.0000
2,000,000,001	3,000,000,000	0.0000	0.0000	0.0000	0.0000	500,000,001	750,000,000	0.0000
3,000,000,001	Above	0.0000	0.0000	0.0000	0.0000	750,000,001	1,000,000,000	0.0000
						1,000,000,001	2,000,000,000	0.0000
						2,000,000,001	3,000,000,000	0.0000
						3,000,000,001	Above	0.0000

Amount Range		MCB Islamic Na'mat Premium Plus TD 1 Year Monthly	MCB Islamic Na'mat Premium Plus TD 3 Years Monthly
From	to	Profit Rate	Profit Rate
0	5,000,000	10.0166	6.6781
5,000,001	10,000,000	10.5389	0.0000
10,000,001	and above	10.5389	6.8863

Amount Range		MCB Islamic Na'mat TD 1 Month Maturity	MCB Islamic FI TD 1 Month Maturity	MCB Islamic Na'mat TD 3 Months Maturity	MCB Islamic Na'mat TD 6Months Maturity	MCB Islamic FI TD 6-M Monthly	MCB Islamic Na'mat TD 1 Year Quarterly
From	to	Profit Rate	Profit Rate	Profit Rate	Profit Rate	Profit Rate	Profit Rate
0	and above	4.6948	0.0000	0.0000	5.2171	0.0000	0.0000

Amount Range		MCB Islamic Na'mat TD 1 Year Monthly	MCB Islamic Na'mat TD 1 Year Maturity
From	to	Profit Rate	Profit Rate
1,000,001	10,000,000	6.6781	10.5389
10,000,001	25,000,000	6.6781	11.0600
25,000,001	50,000,000	0.0000	6.7816
50,000,001	100,000,000	0.0000	6.9368
100,000,001	and above	0.0000	7.7708

Amount Range		MCB Islamic Na'mat TD 2 Years Monthly	MCB Islamic Na'mat TD 2 Years Quarterly	MCB Islamic Na'mat TD 2 Years Maturity	MCB Islamic Na'mat TD 3 Years Monthly	MCB Islamic Na'mat TD 3 Years Quarterly	MCB Islamic Na'mat TD 3 Years Maturity	MCB Islamic Na'mat TD 5 Years Monthly
From	to	Profit Rate	Profit Rate	Profit Rate	Profit Rate	Profit Rate	Profit Rate	Profit Rate
0	and above	0.0000	0.0000	4.9042	0.0000	0.0000	0.0000	0.0000

Amount Range		MCB Islamic Na'mat TD 5 Years Quarterly	MCB Islamic Na'mat TD 5 Years Maturity
From	to	Profit Rate	Profit Rate
0	and above	0.0000	0.0000



**PROFIT RATE - FOR THE MONTH OF DECEMBER 2024**

Amount Range		MCB Islamic Na'mat Plus FCY TD 1 Month Maturity - USD	MCB Islamic Na'mat Plus FCY TD 1 Month Maturity - GBP	MCB Islamic Na'mat Plus FCY TD 1 Month Maturity - EUR	MCB Islamic Na'mat Plus FCY TD 3 Months Monthly - USD	MCB Islamic Na'mat Plus FCY TD 3 Months Monthly - GBP	MCB Islamic Na'mat Plus FCY TD 3 Months Monthly - EUR	MCB Islamic Na'mat Plus FCY TD 3 Months Maturity - USD
From	to	Profit Rate	Profit Rate	Profit Rate	Profit Rate	Profit Rate	Profit Rate	Profit Rate
0	25,000	0.1187	0.0000	0.0000	0.0000	0.0000	0.0000	0.0000
25,001	50,000	0.0000	0.0000	0.0000	0.0000	0.0000	0.0000	0.0000
50,001	250,000	3.3358	0.0000	0.0000	0.0000	0.0000	0.0000	3.0790
250,001	500,000	0.0000	0.0000	0.0000	0.0000	0.0000	0.0000	0.0000
500,001	and above	3.4897	0.0000	0.0000	0.0000	0.0000	0.0000	0.0000

Amount Range		MCB Islamic Na'mat Plus FCY TD 3 Months Maturity - GBP	MCB Islamic Na'mat Plus FCY TD 3 Months Maturity - EUR	MCB Islamic Na'mat Plus FCY TD 6 Months Monthly - USD	MCB Islamic Na'mat Plus FCY TD 6 Months Monthly - GBP	MCB Islamic Na'mat Plus FCY TD 6 Months Monthly - EUR	MCB Islamic Na'mat Plus FCY TD 6 Months Maturity - USD	MCB Islamic Na'mat Plus FCY TD 6 Months Maturity - GBP
From	to	Profit Rate	Profit Rate	Profit Rate	Profit Rate	Profit Rate	Profit Rate	Profit Rate
0	25,000	0.0000	0.0000	0.0000	0.0000	0.0000	0.0000	0.0000
25,001	50,000	0.0000	0.0000	0.0000	0.0000	0.0000	0.0000	0.0000
50,001	250,000	0.0000	0.0000	0.1587	0.0000	0.0000	0.0000	0.0000
250,001	500,000	0.0000	0.0000	0.0000	0.0000	0.0000	0.0000	0.0000
500,001	and above	0.0000	0.0000	0.0000	0.0000	0.0000	0.0000	0.0000

Amount Range		MCB Islamic Na'mat Plus FCY TD 6 Months Maturity - EUR	MCB Islamic Na'mat Plus FCY TD 1 Year Monthly - USD	MCB Islamic Na'mat Plus FCY TD 1 Year Monthly - GBP	MCB Islamic Na'mat Plus FCY TD 1 Year Monthly - EUR	MCB Islamic Na'mat Plus FCY TD 1 Year Maturity - USD	MCB Islamic Na'mat Plus FCY TD 1 Year Maturity - GBP	MCB Islamic Na'mat Plus FCY TD 1 Year Maturity - EUR
From	to	Profit Rate	Profit Rate	Profit Rate	Profit Rate	Profit Rate	Profit Rate	Profit Rate
0	25,000	0.0000	0.0000	0.0000	0.0000	4.1065	0.0000	0.0000
25,001	50,000	0.0000	0.0000	0.0000	0.0000	4.1065	0.0000	0.0000
50,001	250,000	0.0000	0.0000	0.0000	0.0000	0.0000	0.0000	0.0000
250,001	500,000	0.0000	0.0000	0.0000	0.0000	0.0000	0.0000	0.0000
500,001	and above	0.0000	0.0000	0.0000	0.0000	8.2117	0.0000	0.0000

Amount Range		MCB Islamic Na'mat Plus FCY TD 2 Years Monthly - USD	MCB Islamic Na'mat Plus FCY TD 2 Years Monthly - GBP	MCB Islamic Na'mat Plus FCY TD 2 Years Monthly - EUR	MCB Islamic Na'mat Plus FCY TD 2 Years Maturity - USD	MCB Islamic Na'mat Plus FCY TD 2 Years Maturity - GBP	MCB Islamic Na'mat Plus FCY TD 2 Years Maturity - EUR	MCB Islamic Na'mat Plus FCY TD 3 Years Monthly - USD
From	to	Profit Rate	Profit Rate	Profit Rate	Profit Rate	Profit Rate	Profit Rate	Profit Rate
0	25,000	0.0000	0.0000	0.0000	0.0000	0.0000	0.0000	0.0000
25,001	50,000	0.0000	0.0000	0.0000	0.0000	0.0000	0.0000	0.0000
50,001	250,000	0.0000	0.0000	0.0000	0.0000	0.0000	0.0000	0.0000
250,001	500,000	0.0000	0.0000	0.0000	0.0000	0.0000	0.0000	0.0000
500,001	and above	0.0000	0.0000	0.0000	0.0000	0.0000	0.0000	0.0000

Amount Range		MCB Islamic Na'mat Plus FCY TD 3 Years Monthly - GBP	MCB Islamic Na'mat Plus FCY TD 3 Years Monthly - EUR	MCB Islamic Na'mat Plus FCY TD 3 Years Maturity - USD	MCB Islamic Na'mat Plus FCY TD 3 Years Maturity - GBP	MCB Islamic Na'mat Plus FCY TD 3 Years Maturity - EUR
From	to	Profit Rate	Profit Rate	Profit Rate	Profit Rate	Profit Rate
0	25,000	0.0000	0.0000	0.0000	0.0000	0.0000
25,001	50,000	0.0000	0.0000	0.0000	0.0000	0.0000
50,001	250,000	0.0000	0.0000	0.0000	0.0000	0.0000
250,001	500,000	0.0000	0.0000	0.0000	0.0000	0.0000
500,001	and above	0.0000	0.0000	0.0000	0.0000	0.0000

**PROFIT RATE - FOR THE MONTH OF DECEMBER 2024**

Amount Range		Advance Security Receipt - Advance Rentals	Advance Security Receipt - Bank Guarantee	Advance Security Receipt - Car Ijarah	Advance Security Receipt - DM Other	Advance Security Receipt - DM Staff	Advance Security Receipt - Equipment Ijarah	Advance Security Receipt - LC Service Ijarah
From	to	Profit Rate	Profit Rate	Profit Rate	Profit Rate	Profit Rate	Profit Rate	Profit Rate
0	and above	0.0419	0.0419	0.0419	0.0419	0.0419	0.0419	0.0000

Amount Range		Advance Security Receipt - LC under Murabaha	Advance Security Receipt - Others	Advance Security Receipt - FCY Others USD	Main Collection Savings Account (RASR)	Main Disbursement Savings Account (RASR)	SBP- IWS Corporate & Commercial ATL	SBP- IWS SME ATL
From	to	Profit Rate	Profit Rate	Profit Rate	Profit Rate	Profit Rate	Profit Rate	Profit Rate
0	and above	0.0419	0.0419	0.0037	0.0419	0.0419	0.0000	0.0000


Amount Range		SBP- IWS Corporate & Commercial Non - ATL	SBP- IWS SME Non - ATL	SBP- IRFCC upto 5 Years	SBP- ITERF upto 10 Years	SBP- ILTFF upto 3 Years	SBP- ILTFF more than 3 Years & upto 5 Years	SBP- ILTFF more than 5 Years & upto 10 Years
From	to	Profit Rate	Profit Rate	Profit Rate	Profit Rate	Profit Rate	Profit Rate	Profit Rate
0	and above	0.0000	0.0000	0.0000	1.0434	0.0000	0.0000	2.0868

Amount Range		SBP- ILTFF more than 5 Years & upto 10 Years - 7%	SBP- ILTFF more than 5 Years & upto 10 Years - 10%	SBP- IFRE Category I	SBP- IFRE Category II	SBP- IFRE Category III	SBP- IFFSAP SME	SBP- IRFMS SAVINGS ACCOUNT - SME CUSTOMERS - CIRC. 03 OF 2019
From	to	Profit Rate	Profit Rate	Profit Rate	Profit Rate	Profit Rate	Profit Rate	Profit Rate
0	and above	4.1737	7.3040	3.1303	2.0868	0.0000	0.0000	0.0000


Amount Range		SBP- IWCF	SBP- IFFSAP Corporate & Commercial upto 3 Years	SBP- IFFSAP Corp & Comm more than 3 Years & upto 5 Years	SBP- IRCGS-WE	SBP- IFFSAP Corp & Comm more than 5 Years upto 7 Years	SBP-ILTFF SAVINGS ACCOUNT MORE THAN 5 & UPTO 10Y - 10%	SBP IRCGS-WE SAVINGS ACCOUNT UPTO 5Y - SME
From	to	Profit Rate	Profit Rate	Profit Rate	Profit Rate	Profit Rate	Profit Rate	Profit Rate
0	and above	0.0000	0.0000	0.0000	0.0000	0.0000	0.0000	0.0000

PROFIT SHARING RATIO	
Rabbul Maal (Depositor)	50%
Mudarib (Bank)	50%

Recommended By:




Department Head - Pool Management



Divisional Head - FCG

Approved By:

Mufti Syed Sabir Hussain  
Resident Shari'ah Board Member



Syed Iftikhar Hussain Rizvi  
Chief Financial Officer